

Södra Cell and Sustainability




Eva Thuresson

16 November 2021

Online Sustainability Services



Environmental data: www.sodra.com/environmental-data

MENU    LOGIN

Environmental Data

Product: BLUE | Mill: Varö | Year: 2020 | Report type: EU Ecolabel [Select parameters](#)

SEARCH

You searched for **BLUE**, **Varö**, **2020**, **EU Ecolabel**

Raw material

Wood raw material	4,9	m ³ sub/ADt
Pulp wood logs	4,8	m ³ sub/ADt
Sawmill residues	0,1	m ³ sub/ADt
Species	80 % spruce (picea abies) 20 % pine (pinus sylvestris) very little sitka spruce (picea sitchensis)	
Recycling fibres	0	%

Air emissions

S	0,043	kg/ADt
NO _x	1,3	kg/ADt
CO ₂ fossil	8	kg/ADt

Water emissions

AOX	0,087	kg/ADt
COD	16	kg/ADt



Environmental data

The screenshot displays the Södra Sustainability data interface. At the top, the Södra logo is on the left, and navigation links for 'To sodra.com', a home icon, and a menu icon are on the right. A yellow header bar contains the breadcrumb 'MyPulp+ > Sustainability data > Environmental > BLUE - Värö (2020)' and the user information 'Logged in as: Eva Thuresson, Cellmark, P&G'. Below the header, the 'Sustainability data' section has four tabs: 'Environmental' (selected), 'Carbon Footprint', 'Origin of wood', and 'Certified volumes'. Under the 'Environmental' tab, there are filters for 'Södra blue - Värö', '2020', and 'EU Ecolabel', along with 'Print' and 'Export to Excel' buttons. The main content area is divided into two sections: 'Raw material' and 'Air emissions'. The 'Raw material' section contains a table with the following data:

Raw material	Value
Wood raw material	4,9 m ³ sub/ADt
Pulp wood logs	4,8 m ³ sub/ADt
Sawmill residues	0,1 m ³ sub/ADt
Species	80 % spruce (picea abies) 20 % pine (pinus sylvestris) very little sitka spruce (picea sitchensis)
Recycling fibres	0 %

The 'Air emissions' section is currently empty.



Carbon footprint: www.sodra.com/carbon-footprint

Carbon Footprint

Product: BLUE Mill: Varö Year: 2020

SEARCH

You searched for BLUE, Varö, 2020

	Fossil CO ₂			Biogen CO ₂
	Scope 1	Scope 2	Scope 3	
	t CO ₂ eq/ADt	t CO ₂ eq/ADt	t CO ₂ eq/ADt	t CO ₂ eq/ADt
1. Carbon sequestration in forests				-1,57
2. Carbon in forest products				-1,47
3. Greenhouse gas emissions from forest product manufacturing facilities	0,01			2,20
4. Greenhouse gas emissions associated with producing fibre			0,02	0,00
5. Greenhouse gas emissions associated with producing other raw materials/fuels			0,11	
6. Greenhouse gas emissions associated with purchased electricity, steam, heat and hot and cold water		0,00		
7. Transport-related greenhouse gas emissions			0,01	0,01
8. Emissions associated with product use				
9. Emissions associated with product end-of-life				
10. Avoided emissions and offsets			-0,19	-0,14





Carbon footprint

The screenshot shows the Södra Carbon Footprint report for 2020. The page is titled "Sustainability data" and has tabs for "Environmental", "Carbon Footprint", "Origin of wood", and "Certified volumes". The "Carbon Footprint" tab is active. The report is for "Södra blue - Värö" in the year "2020". There are "Print" and "Export to Excel" buttons. The data is presented in a table with columns for "Fossil CO₂" (Scope 1, 2, 3) and "Biogen CO₂".

	Fossil CO ₂			Biogen CO ₂
	Scope 1	Scope 2	Scope 3	
	t CO ₂ eq/ADt	t CO ₂ eq/ADt	t CO ₂ eq/ADt	t CO ₂ eq/ADt
1. Carbon sequestration in forests				-1,57
2. Carbon in forest products				-1,47
3. Greenhouse gas emissions from forest product manufacturing facilities	0,01			2,20
4. Greenhouse gas emissions associated with producing fibre			0,02	0,001
5. Greenhouse gas emissions associated with producing other raw materials/fuels			0,11	



Origin of wood: www.sodra.com/origin-of-wood



Global > Pulp > Pulp & sustainability > Origin of wood raw material

Origin of Wood Raw Material

Product: BLUE | Mill: Varö | Year: 2020

SEARCH

You searched for BLUE, Varö, 2020

Country	Region	Share
Denmark	Whole country	0,6%
Norway	Southeast Norway	6,4%
Poland	Northern Poland	0,6%
Sweden	Götaland	92%
United Kingdom	Scotland	0,4%
		100%

PRINT

EXPORT



Origin of wood

The screenshot shows the Södra Sustainability data interface. At the top left is the Södra logo. The top right contains navigation links: 'To sodra.com', a home icon, and a menu icon. A yellow header bar displays the breadcrumb 'MyPulp+ > Sustainability data > Origin of wood > BLUE - Värö (2020)', the user 'Logged in as: Eva Thuresson', and the company 'Cellmark, P&G'. Below the header, the 'Sustainability data' section has four tabs: 'Environmental', 'Carbon Footprint', 'Origin of wood' (selected), and 'Certified volumes'. Under 'Origin of wood', there are two dropdown menus for 'Södra blue - Värö' and '2020', and two buttons: 'Print' and 'Export to Excel'. A table below shows the origin of wood data.

Country	Region	Share
Sweden	Götaland	92 %
Norway	Southeast Norway	6,4 %
Poland	Northern Poland	0,6 %
Denmark	Whole country	0,6 %
United Kingdom	Scotland	0,4 %



Certified volumes: www.sodra.com/certified-volumes

Certified Volumes

Period:
 Group/Agent:
 Company:

GENERATE REPORT

You searched for: 2020, Cellmark, P&G

Volumes for FSC Controlled Wood only show from 19.03.2020

United States														
Destination	Product	Jan	Feb	Mar	Apr	May	Jun	Jul	Aug	Sep	Oct	Nov	Dec	Total
Cellmark P&G	BLUE	1 714	1 412	1 658	1 522	1 546	1 126	1 394	1 694	956	1 318	0	0	14 340
Total Tonnes		1 714	1 412	1 658	1 522	1 546	1 126	1 394	1 694	956	1 318	0	0	14 340
Product Total														
Product Total	BLUE	1 714	1 412	1 658	1 522	1 546	1 126	1 394	1 694	956	1 318	0	0	14 340
Grand Total		1 714	1 412	1 658	1 522	1 546	1 126	1 394	1 694	956	1 318	0	0	14 340
FSC Certified Total														
Product Total	BLUE	1 714	1 412	1 658	1 522	1 546	1 126	1 394	1 694	956	1 318	0	0	14 340
Grand Total		1 714	1 412	1 658	1 522	1 546	1 126	1 394	1 694	956	1 318	0	0	14 340



Certified volumes

The screenshot displays the Södra Sustainability data interface. At the top left is the Södra logo. The top right contains navigation links: 'To sodra.com', a home icon, and a menu icon. A yellow navigation bar shows the breadcrumb: 'MyPulp+ > Sustainability data > Certified volumes > Dec 2020 - Nov 2021'. On the right of this bar, it says 'Logged in as: Eva Thuresson' and 'Cellmark, P&G' with a dropdown arrow.

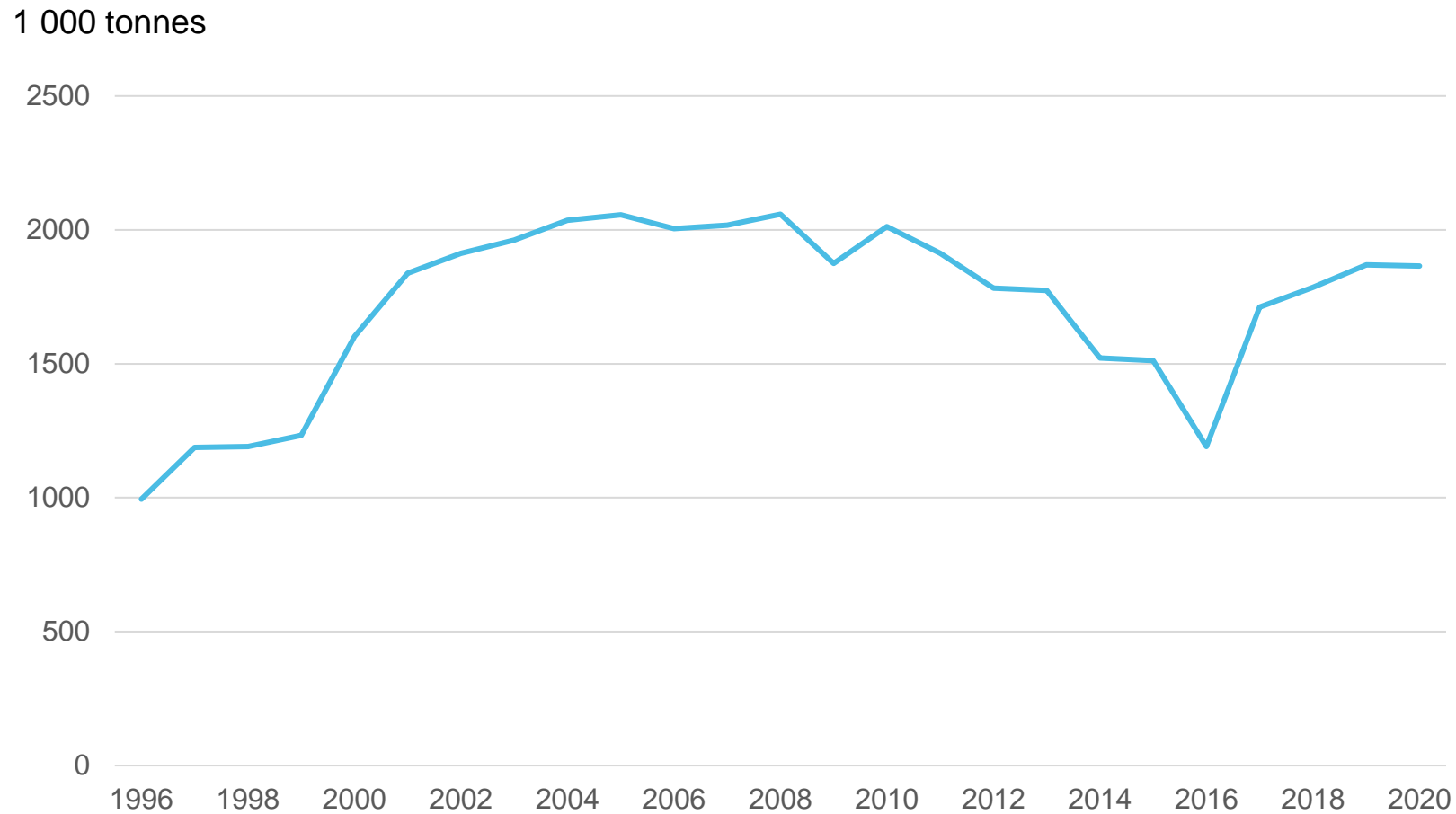
The main content area is titled 'Sustainability data' and has four tabs: 'Environmental', 'Carbon Footprint', 'Origin of wood', and 'Certified volumes' (which is active). Below the tabs, the 'Certified volumes' section shows a date selector for 'Dec 2020 - Nov 2021', a 'Print' button, and an 'Export to Excel' button.

The data is presented for 'Cellmark P&G' in a table with the following structure:

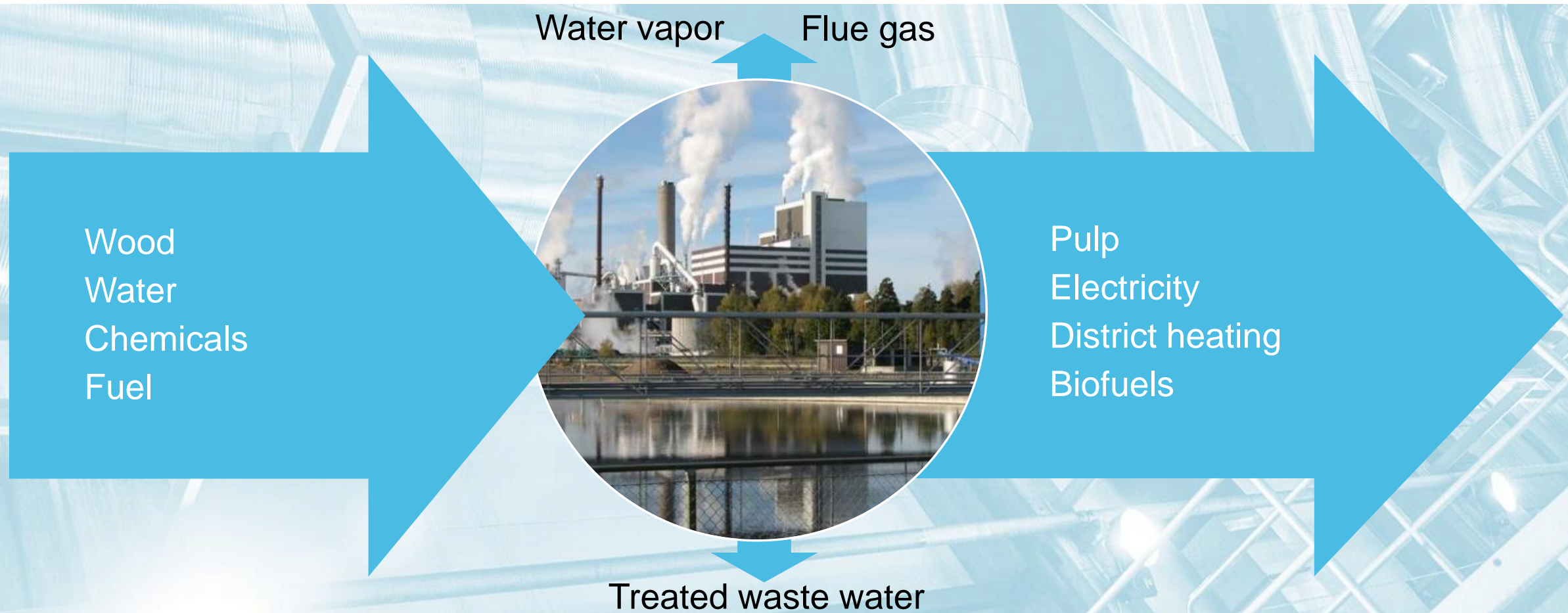
Product	2020		2021										Total
	Dec	Jan	Feb	Mar	Apr	May	Jun	Jul	Aug	Sep	Oct	Nov	
Södra blue	1 814	1 714	1 412	1 658	1 522	1 546	1 126	1 394	1 694	956	0	0	14 836
FSC Certified													FSC certificate
Södra blue	1 814	1 714	1 412	1 658	1 522	1 546	1 126	1 394	1 694	956	0	0	14 836




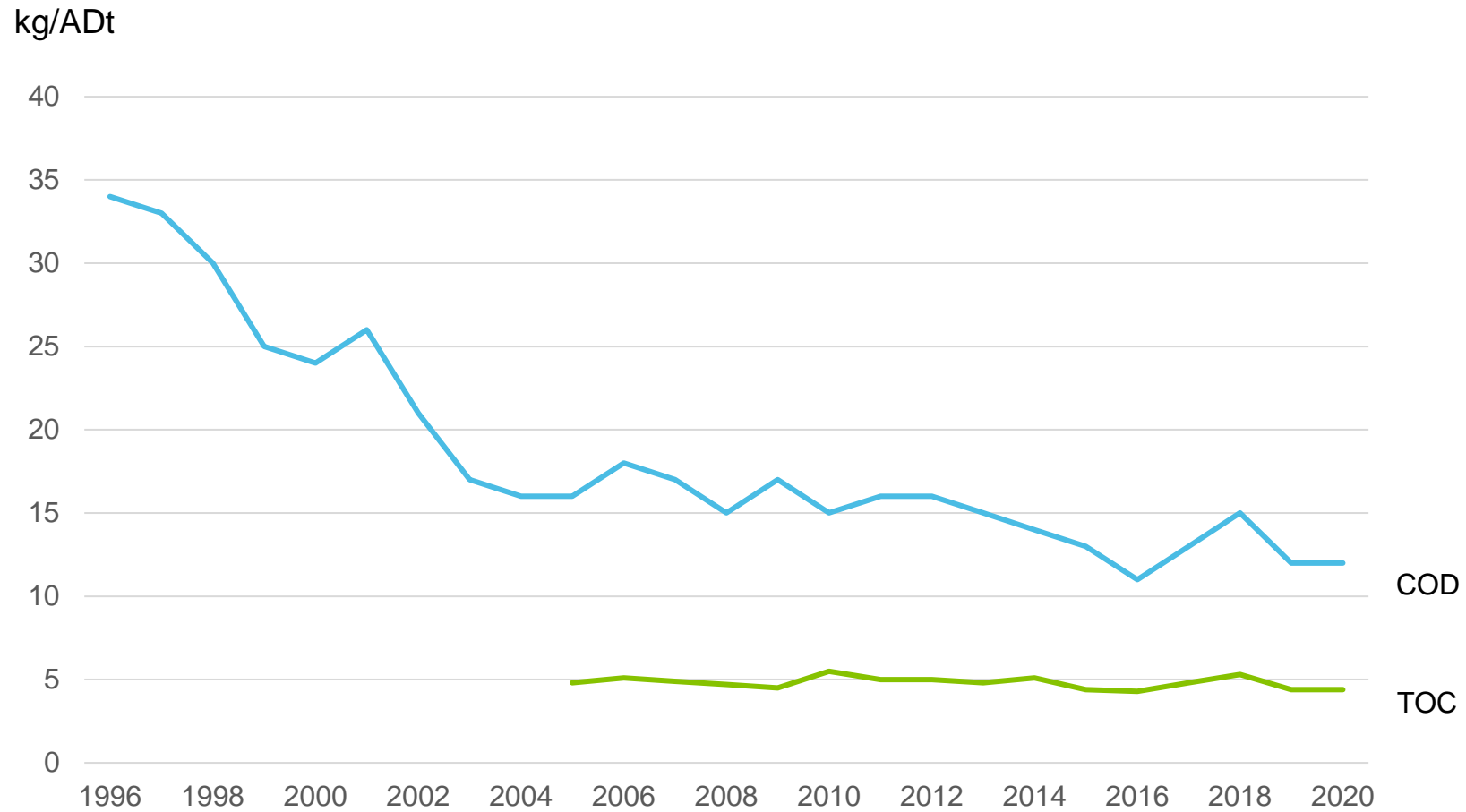
Annual pulp production




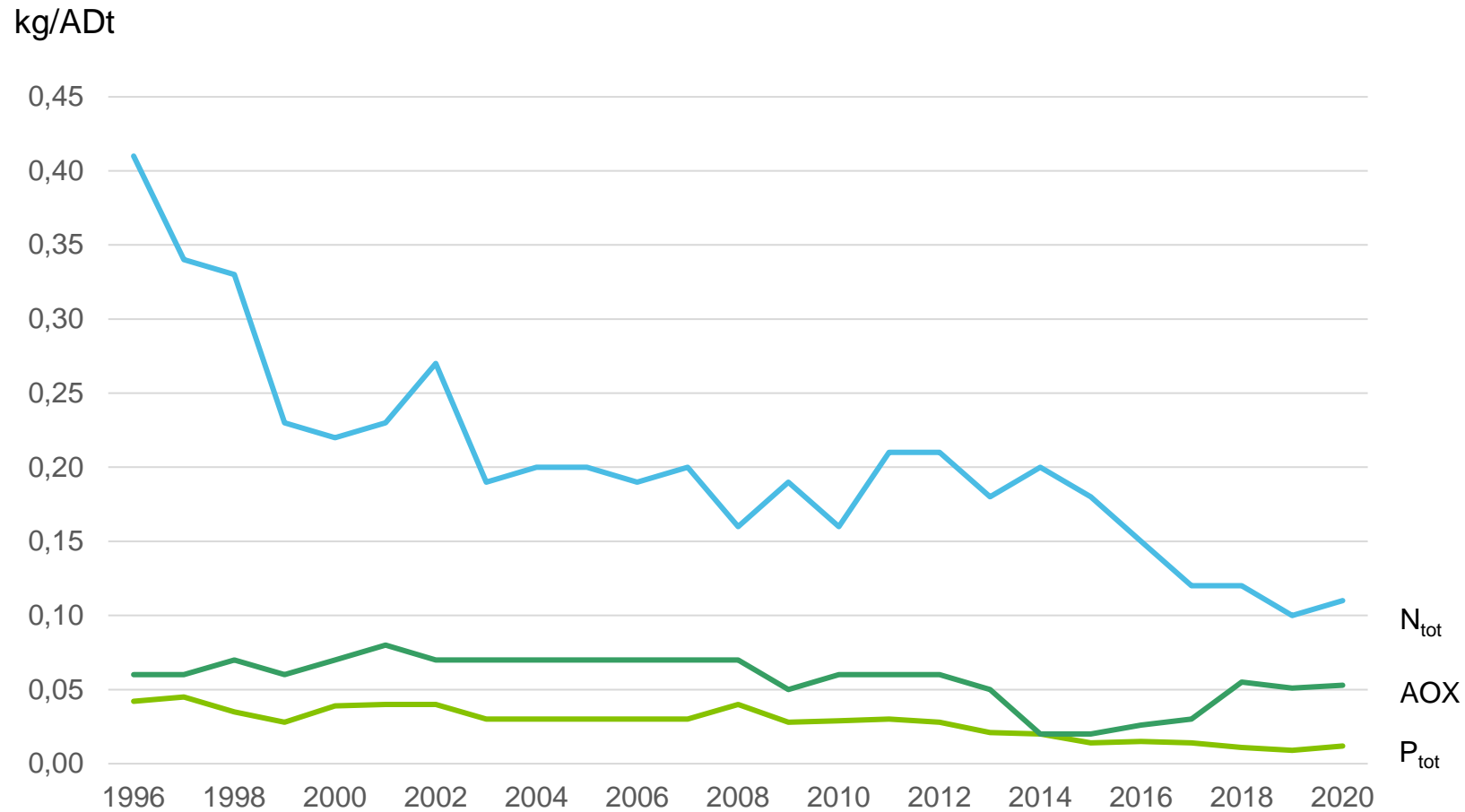
Plant balance Södra Cell



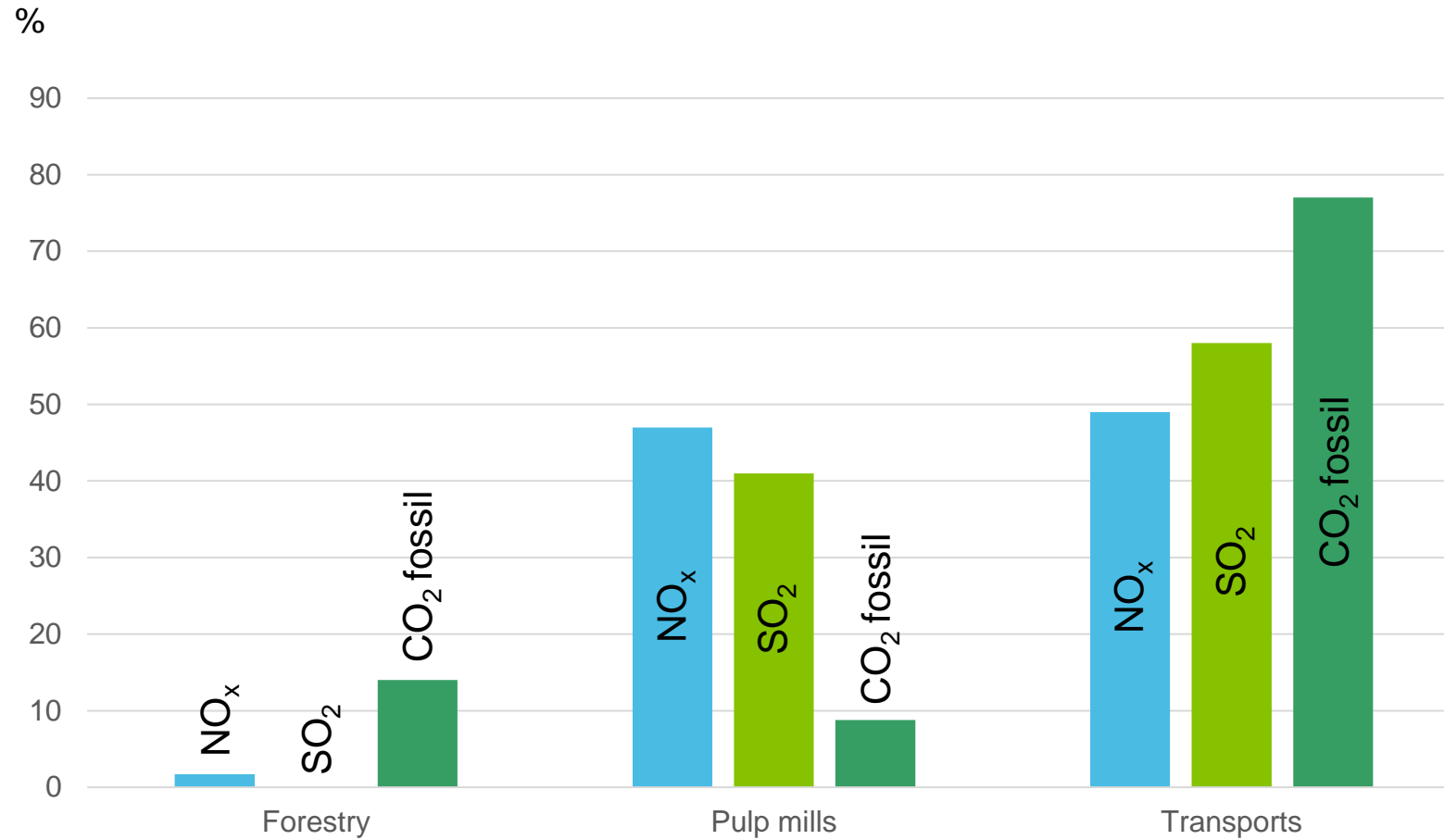
Emissions to water



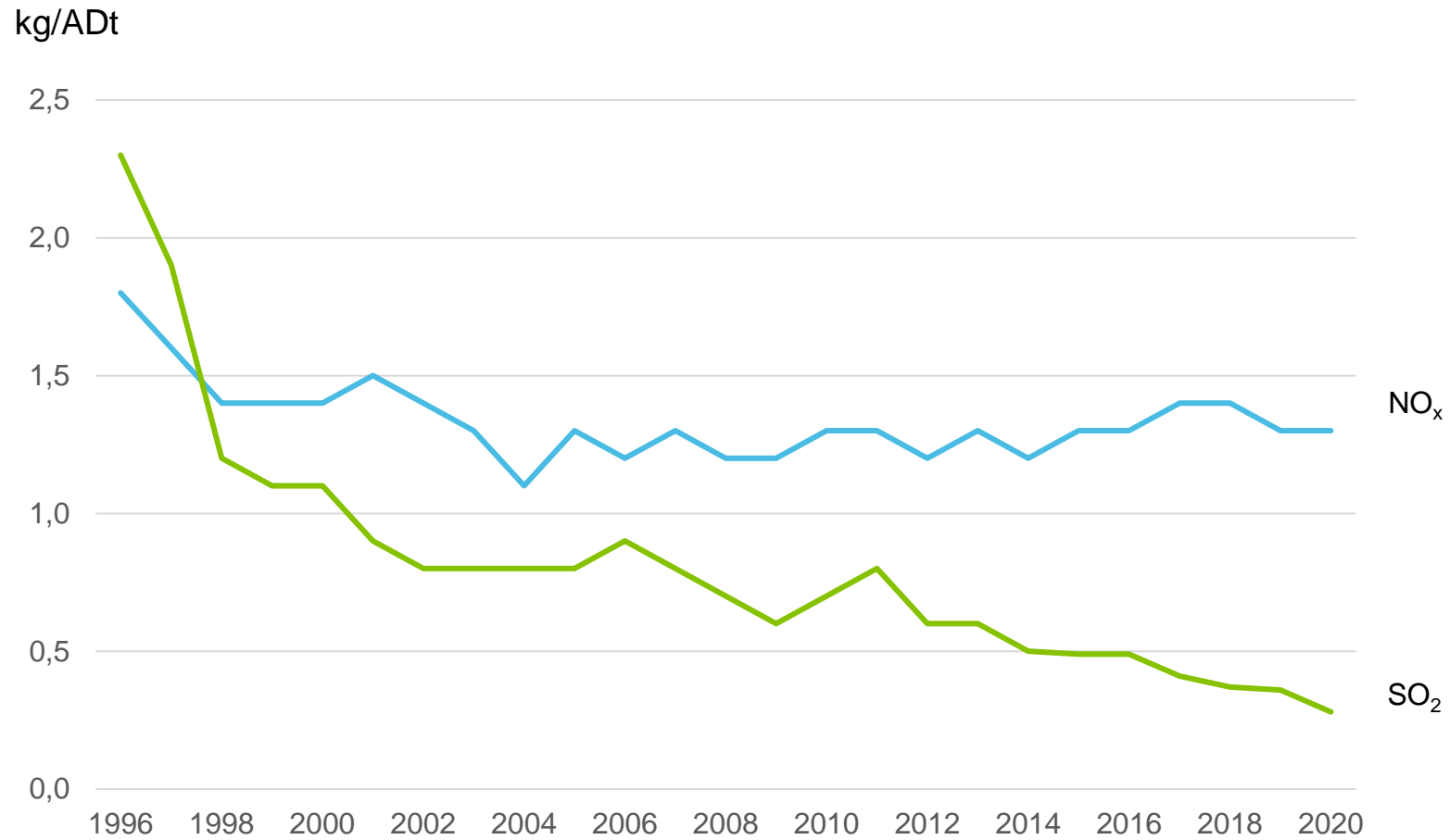
Emissions to water



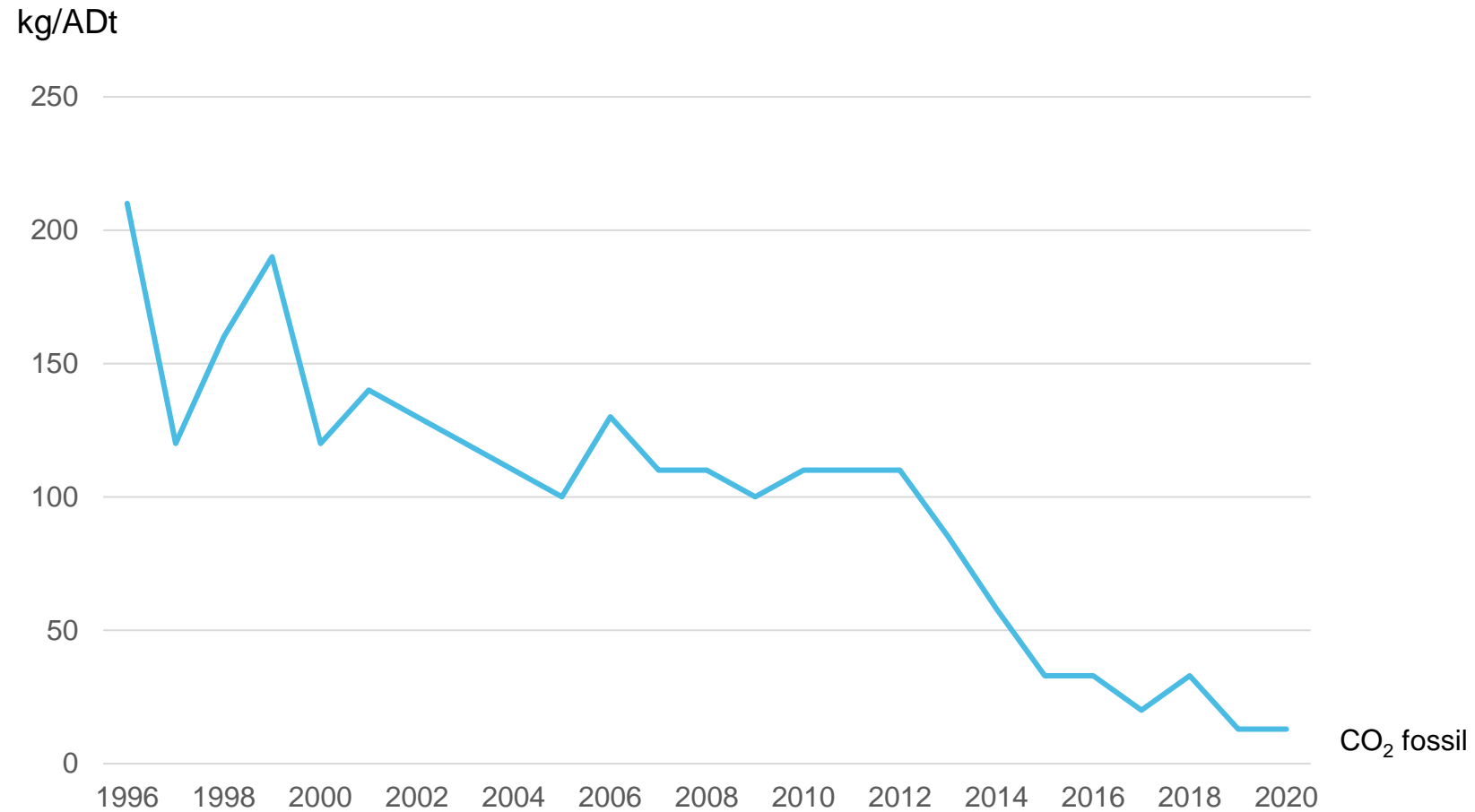
Emissions to air from Södra operations 2020



Emissions to air from pulp mills



Fossil CO₂ emission from pulp mills



Carbon footprint Södra Cell 2020

	Fossil CO ₂ Scope 1 t CO ₂ eq/ADt	Fossil CO ₂ Scope 2 t CO ₂ eq/ADt	Fossil CO ₂ Scope 3 t CO ₂ eq/ADt	Biogen CO ₂ t CO ₂ eq/ADt
1 Carbon sequestration in forests				-1.51
2 Carbon in forest products				-1.47
3 Greenhouse gas emissions from forest product manufacturing facilities	0.01			2.51
4 Greenhouse gas emissions associated with producing fibre			0.02	0.001
5 Greenhouse gas emissions associated with producing other raw materials/fuel			0.13	
6 Greenhouse gas emissions associated with purchased electricity, steam, heat and water		0.00		
7 Transport-related greenhouse gas emissions			0.07	0.02
8 Emissions associated with product use				
9 Emissions associated with product end-of-life				
10 Avoided emissions and offsets			-0.13	-0.11



Forestry

Södra Cell holds Chain of Custody certificates

- Volume credit systems for PEFC and FSC®
- We offer:
 - PEFC certified
 - PEFC Controlled Sources
 - FSC Mix Credit
 - FSC Controlled Wood
- We do not label our pulp
- Certified pulp stated on invoices and transport documents
- Certificates available via www.sodra.com/pulp-certifications



Wood raw material to Södra's mills

- Most wood raw material from our members
- Deliveries from Sweden registered at the Timber Measuring Association
- Södra Cell – two wood raw material suppliers:
 - Södra Skog
 - Södra Wood


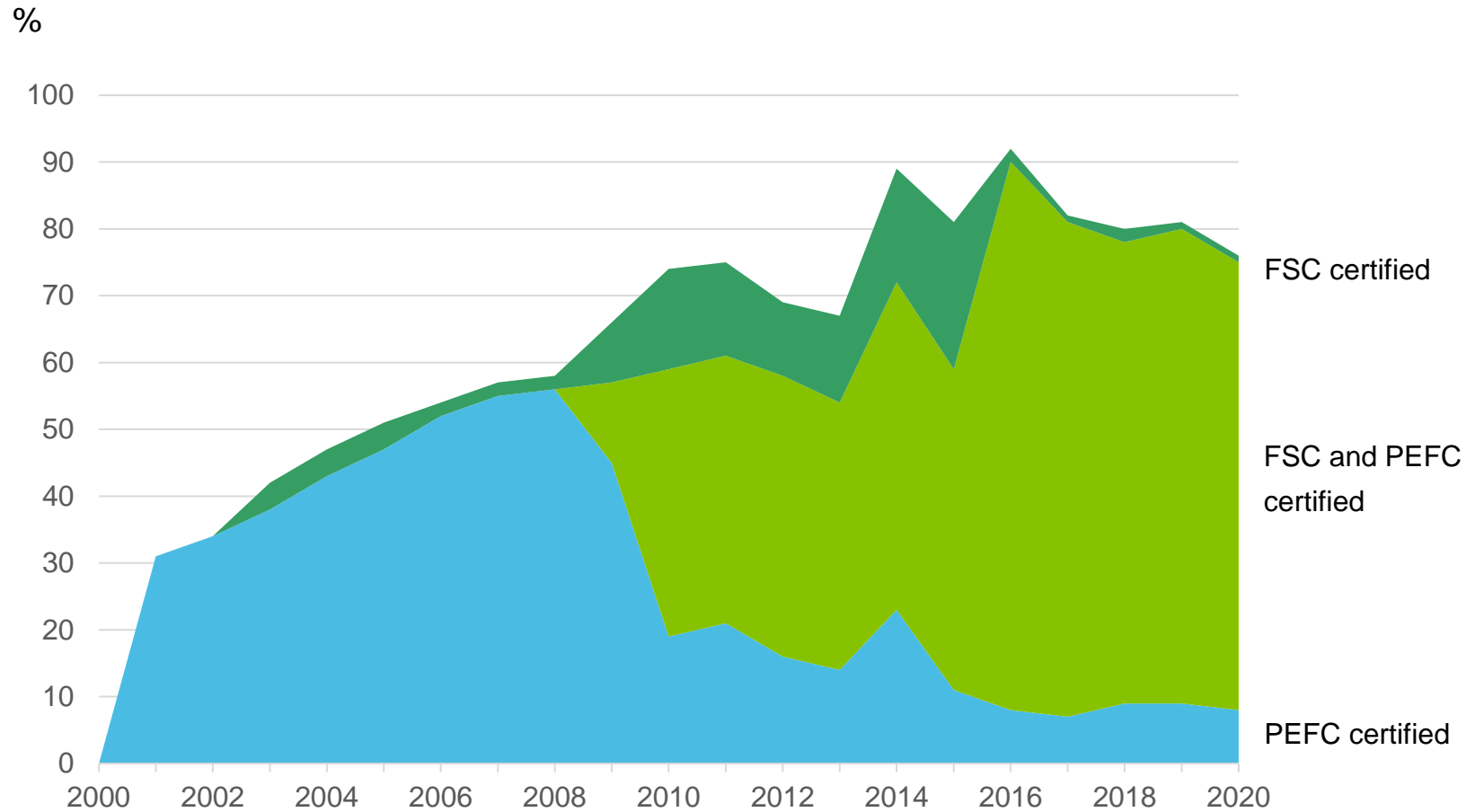


Our supplier Södra Skog

- Wood deliveries 2020: 17.4 million m³sub
- Wood deliveries to Södra Cell 2020: 8.9 million m³sub
- CoC and forest management certificates – PEFC and FSC[®]
- Suppliers certified according to FSC and/or PEFC
- Non FSC certified suppliers situated in low risk areas
- From high risk areas – only FSC certified



Certified softwood raw material to Södra Cell



Origin of wood raw material 2020

	Sweden	Latvia	Estonia	Lithuania	Russia	United Kingdom	Denmark	Norway	Poland
Mönsterås softwood	96 %	1.7 %	0.3 %	0.6 %	0.8 %			0.3 %	0.3 %
Mönsterås hardwood	56 %	23 %	14 %		7 %				
Mörrum softwood	100 %								
Mörrum hardwood	74 %	17 %	6 %		3 %				
Värö softwood	92 %					0.4 %	0.6 %	6.4 %	0.6 %



Indigenous people in Sweden and Norway: the Sami



- The sami live in northern Sweden and Norway (red area)
- Södra Cell Värö get wood raw material from southern Sweden and southeast Norway (area within black line)
- Reindeer herds: in Sweden and Norway mainly in the sami area, also a small area in southern Norway (orange area)
- No indigenous people or reindeer in Södra wood raw material areas => no plans / measures for these issues



